Always. Reliable. Tight.

Catalogue

Pipe Entries

Solutionmap

Cable. Pipe. Building Entry. Always. Reliable. Tight.

Electricity, telecommunication, water, waste water, gas or district heating - whenever a perfectly safe sealing of building entries is required, Hauff-Technik offers the best possible solution. Innovative cable and pipe entries, building entries and trenchless house connections of professional quality. All from one source. Out of the box or customized products. For highest efficiency, user-friendliness and longevity in all buildings. From single-family homes to complex major projects. Always Hauff. Always reliable. Always tight.

Application tachometer
To determine your specific requirements

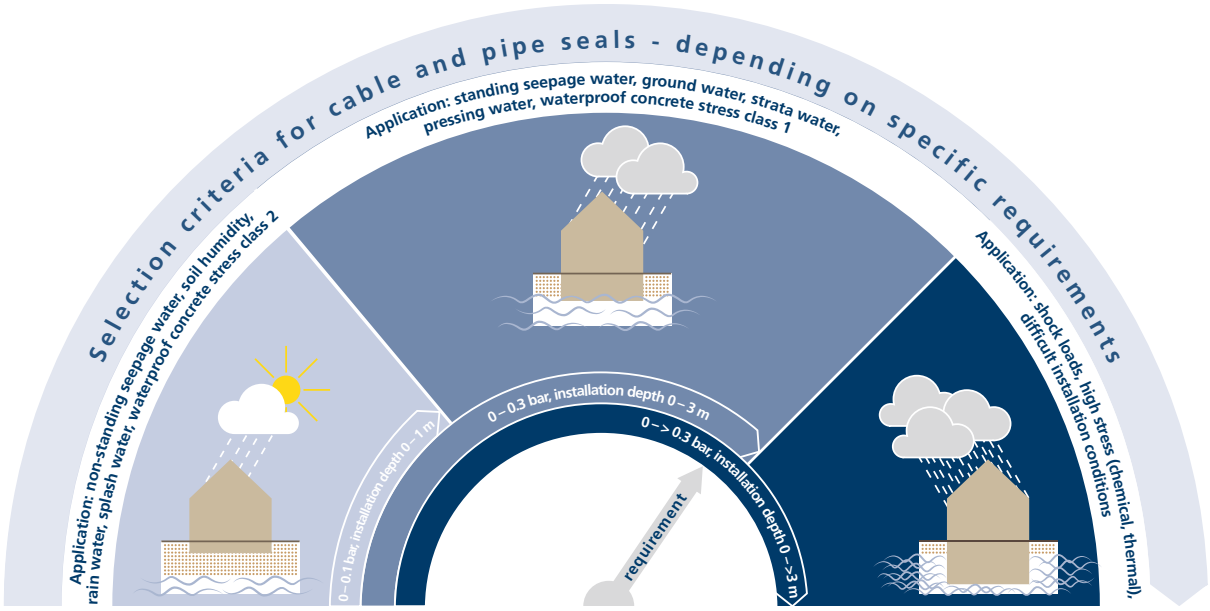

Products according to DIN 18195/waterproof concrete stress class

Product line	Sealing width	Catalogue page
Standard press seal HSN	20 mm	7 – 9
Individual press seal HRD (D) - 1	30 mm	23
Standard press seal HSD	40 mm	11 – 16, 21
Individual press seal HRD (D) - 2	60 mm	25
Standard press seal HSDD	80 mm	19

Please note:
Wall sleeves and flanges must be used in accordance with the guidelines and specifications of DIN 18195 and EN206-1.

Overview wall structure / Sealing of building entries

Basis to determine the appropriate cable and pipe entry systems

Wall type basement/ Wall structure	Sealing according to DIN 18195 – Part 4 Soil humidity and non-standing seepage water	Sealing according to DIN 18195 - Part 6 Standing seepage water and pressing water
Brick-built basement wall	No. 1 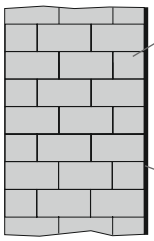	No. 5 
Concreted basement	No. 2	No. 6
Double wall / Element wall	No. 3 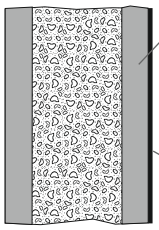	No. 7 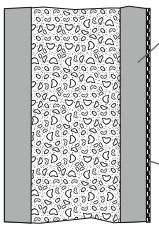
Double wall / Element wall with thermal insulation	No. 4 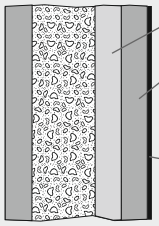	No. 8 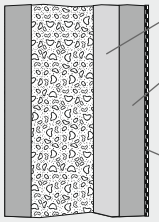

Waterproof concrete according to EN206-1

Concreted basement with waterproof concrete	Double wall / element wall with waterproof concrete	Double wall / element wall with waterproof concrete and thermal insulation
No. 9 	No. 10 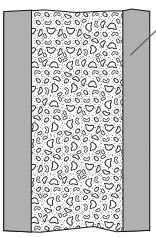	No. 11 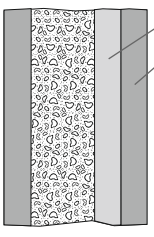

If you do not find your wall structure among above examples, kindly let us have a sketch.

Catalogue
Content

Pipe entries

• Press seals for pipes (pressing and non-pressing water)

Standard press seals	6 – 19
Standard press seals with powder-coated press plates	20 – 21
Individual press seals (closed and split)	22 – 25
Sealing set (for corrugated cable ducts)	26 – 27
Compensating attachable duct sleeve	28 – 29

• Wall sleeves

Cement-coated wall sleeve	30 – 31
Fibre concrete wall sleeve	32 – 33
Fibre concrete wall sleeve, split	34 – 35
Fixed / loose flange wall sleeve – for setting in concrete (wall sleeves for buildings with waterproofing membranes / thick coatings)	36 – 37
Fixed / loose flange wall sleeve – for dowelling (wall sleeves for buildings with waterproofing membranes / thick coatings)	38 – 39
Special solutions	40 – 41

• General Terms and Conditions of Sale and Delivery 42 – 43

Please find our currently valid prices in our price lists

Press seals for pipes
Standard press seal HSN - sealing width 20 mm

Application:

- non-standing seepage water
- waterproof concrete stress class 2

Features:

- absolutely gas- und watertight
- various material combinations possible according to customers' requirements
- available ex stock
- integrated visual and tactile torque control
- easy to install
- can be split on-site for subsequent installation
- u-profile ensures maximum stability of pressure plates

Technical data:

- sealing width 20 mm
- stainless steel V2A (AISI 304L) and V4A (AISI 316L)
- EPDM, NBR and rubber with KTW (drinking water) approval available
- for core drillings/wall sleeves up to 200 mm diameter
- pipe sizes 32 – 162 mm diameter

HSN 200/159
„split seal"

HSN 125/75
duct connection

on-site cutting

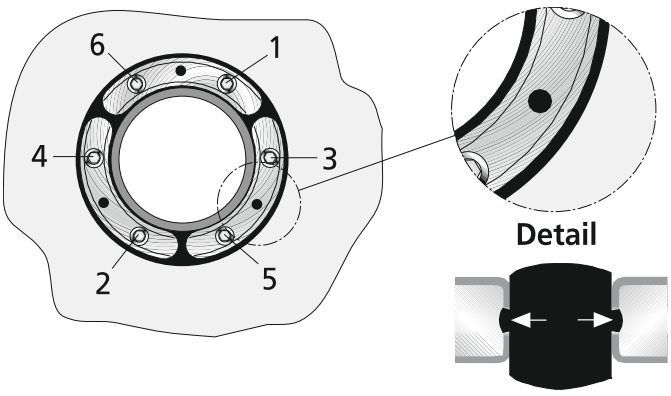

Detailed view - HSN
torque control, screws should be tightened in above shown order

Installation movie

Press seals for pipes

Standard press seal HSN - sealing width 20 mm, EPDM with stainless steel V2A (AISI 304L) or V4A (AISI 316L)

Standard press seal HSN

Core drilling/ wall sleeve ID	Suitable for media pipe diameter OD from	to	Sealing width 20 mm Article code	Article number	Picture
100 mm	32 mm	34 mm	HSN 100/32-V2A/EPDM	1650310032	
	40 mm	43 mm	HSN 100/40-V2A/EPDM	1650310040	
	48 mm	51 mm	HSN 100/48-V2A/EPDM	1650310048	
	60 mm	63,5 mm	HSN 100/60-V2A/EPDM	1650310060	
125 mm	60 mm	63,5 mm	HSN 125/60-V2A/EPDM	1650312060	
	75 mm	77 mm	HSN 125/75-V2A/EPDM	1650312075	
	78 mm	81 mm	HSN 125/78-V2A/EPDM	1650312085	
150 mm	78 mm	81 mm	HSN 150/78-V2A/EPDM	1650315078	
	88 mm	92 mm	HSN 150/88-V2A/EPDM	1650315088	
	110 mm	113 mm	HSN 150/110-V2A/EPDM	1650315110	
200 mm	110 mm	113 mm	HSN 200/110-V2A/EPDM	1650320100	
	114 mm	119 mm	HSN 200/114-V2A/EPDM	1650320110	
	125 mm	128 mm	HSN 200/125-V2A/EPDM	1650320120	
	133 mm	136 mm	HSN 200/133-V2A/EPDM	1650320130	
	139 mm	141 mm	HSN 200/139-V2A/EPDM	1650320140	
	159 mm	163 mm	HSN 200/159-V2A/EPDM	1650320150	

Standard press seal HSN

Core drilling/ wall sleeve ID	Suitable for media pipe diameter OD from	to	Sealing width 20 mm Article code	Article number	Picture
100 mm	32 mm	34 mm	HSN 100/32-V4A/EPDM	1650310036	
	40 mm	43 mm	HSN 100/40-V4A/EPDM	1650310044	
	48 mm	51 mm	HSN 100/48-V4A/EPDM	1650310052	
	60 mm	63,5 mm	HSN 100/60-V4A/EPDM	1650310064	
125 mm	60 mm	63,5 mm	HSN 125/60-V4A/EPDM	1650312064	
	75 mm	77 mm	HSN 125/75-V4A/EPDM	1650312079	
	78 mm	81 mm	HSN 125/78-V4A/EPDM	1650312089	
150 mm	78 mm	81 mm	HSN 150/78-V4A/EPDM	1650315082	
	88 mm	92 mm	HSN 150/88-V4A/EPDM	1650315092	
	110 mm	113 mm	HSN 150/110-V4A/EPDM	1650315113	
200 mm	110 mm	113 mm	HSN 200/110-V4A/EPDM	1650320104	
	114 mm	119 mm	HSN 200/114-V4A/EPDM	1650320114	
	125 mm	128 mm	HSN 200/125-V4A/EPDM	1650320124	
	133 mm	136 mm	HSN 200/133-V4A/EPDM	1650320134	
	139 mm	141 mm	HSN 200/139-V4A/EPDM	1650320144	
	159 mm	163 mm	HSN 200/159-V4A/EPDM	1650320154	

Press seals for pipes

Standard press seal HSN - sealing width 20 mm, NBR with stainless steel V2A (AISI 304L) or V4A (AISI 316L)

Standard press seal HSN

Core drilling/ wall sleeve ID	Suitable for media pipe diameter OD from	to	Sealing width 20 mm Article code	Article number	Picture
100 mm	32 mm	34 mm	HSN 100/32-V2A/NBR	1650310033	
	40 mm	43 mm	HSN 100/40-V2A/NBR	1650310041	
	48 mm	51 mm	HSN 100/48-V2A/NBR	1650310049	
	60 mm	63,5 mm	HSN 100/60-V2A/NBR	1650310061	
125 mm	60 mm	63,5 mm	HSN 125/60-V2A/NBR	1650312061	
	75 mm	77 mm	HSN 125/75-V2A/NBR	1650312076	
	78 mm	81 mm	HSN 125/78-V2A/NBR	1650312086	
150 mm	78 mm	81 mm	HSN 150/78-V2A/NBR	1650315079	
	88 mm	92 mm	HSN 150/88-V2A/NBR	1650315089	
	110 mm	113 mm	HSN 150/110-V2A/NBR	1650315111	
200 mm	110 mm	113 mm	HSN 200/110-V2A/NBR	1650320101	
	114 mm	119 mm	HSN 200/114-V2A/NBR	1650320111	
	125 mm	128 mm	HSN 200/125-V2A/NBR	1650320121	
	133 mm	136 mm	HSN 200/133-V2A/NBR	1650320131	
	139 mm	141 mm	HSN 200/139-V2A/NBR	1650320141	
	159 mm	163 mm	HSN 200/159-V2A/NBR	1650320151	

Standard press seal HSN

Core drilling/ wall sleeve ID	Suitable for media pipe diameter OD from	to	Sealing width 20 mm Article code	Article number	Picture
100 mm	32 mm	34 mm	HSN 100/32-V4A/NBR	1650310037	
	40 mm	43 mm	HSN 100/40-V4A/NBR	1650310045	
	48 mm	51 mm	HSN 100/48-V4A/NBR	1650310053	
	60 mm	63,5 mm	HSN 100/60-V4A/NBR	1650310065	
125 mm	60 mm	63,5 mm	HSN 125/60-V4A/NBR	1650312065	
	75 mm	77 mm	HSN 125/75-V4A/NBR	1650312080	
	78 mm	81 mm	HSN 125/78-V4A/NBR	1650312090	
150 mm	78 mm	81 mm	HSN 150/78-V4A/NBR	1650315083	
	88 mm	92 mm	HSN 150/88-V4A/NBR	1650315093	
	110 mm	113 mm	HSN 150/110-V4A/NBR	1650315114	
200 mm	110 mm	113 mm	HSN 200/110-V4A/NBR	1650320105	
	114 mm	119 mm	HSN 200/114-V4A/NBR	1650320115	
	125 mm	128 mm	HSN 200/125-V4A/NBR	1650320125	
	133 mm	136 mm	HSN 200/133-V4A/NBR	1650320135	
	139 mm	141 mm	HSN 200/139-V4A/NBR	1650320145	
	159 mm	163 mm	HSN 200/159-V4A/NBR	1650320155	

Press seals for pipes

Standard press seal HSN - sealing width 20 mm, KTW (drinking water) with stainless steel V2A (AISI 304L) or V4A (AISI 316L)

Standard press seal HSN

Core drilling/ wall sleeve ID	Suitable for media pipe diameter OD from	to	Sealing width 20 mm Article code	Article number	Picture
100 mm	32 mm	34mm	HSN 100/32-V2A/KTW	1650310034	
	40 mm	43 mm	HSN 100/40-V2A/KTW	1650310042	
	48 mm	51 mm	HSN 100/48-V2A/KTW	1650310050	
	60 mm	63,5 mm	HSN 100/60-V2A/KTW	1650310062	
125 mm	60 mm	63,5 mm	HSN 125/60-V2A/KTW	1650312062	
	75 mm	77 mm	HSN 125/75-V2A/KTW	1650312077	
	78 mm	81 mm	HSN 125/78-V2A/KTW	1650312087	
150 mm	78 mm	81 mm	HSN 150/78-V2A/KTW	1650315080	
	88 mm	92 mm	HSN 150/88-V2A/KTW	1650315090	
	110 mm	113 mm	HSN 150/110-V2A/KTW	1650315112	
200 mm	110 mm	113 mm	HSN 200/110-V2A/KTW	1650320102	
	114 mm	119 mm	HSN 200/114-V2A/KTW	1650320112	
	125 mm	128 mm	HSN 200/125-V2A/KTW	1650320122	
	133 mm	136 mm	HSN 200/133-V2A/KTW	1650320132	
	139 mm	141 mm	HSN 200/139-V2A/KTW	1650320142	
	159 mm	163 mm	HSN 200/159-V2A/KTW	1650320152	

Standard press seal HSN

Core drilling/ wall sleeve ID	Suitable for media pipe diameter OD from	to	Sealing width 20 mm Article code	Article number	Picture
100 mm	32 mm	34 mm	HSN 100/32-V4A/KTW	1650310038	
	40 mm	43 mm	HSN 100/40-V4A/KTW	1650310046	
	48 mm	51 mm	HSN 100/48-V4A/KTW	1650310054	
	60 mm	63,5 mm	HSN 100/60-V4A/KTW	1650310066	
125 mm	60 mm	63,5 mm	HSN 125/60-V4A/KTW	1650312066	
	75 mm	77 mm	HSN 125/75-V4A/KTW	1650312081	
	78 mm	81 mm	HSN 125/78-V4A/KTW	1650312091	
150 mm	78 mm	81 mm	HSN 150/78-V4A/KTW	1650315084	
	88 mm	92 mm	HSN 150/88-V4A/KTW	1650315094	
	110 mm	113 mm	HSN 150/110-V4A/KTW	1650315115	
200 mm	110 mm	113 mm	HSN 200/110-V4A/KTW	1650320106	
	114 mm	119 mm	HSN 200/114-V4A/KTW	1650320116	
	125 mm	128 mm	HSN 200/125-V4A/KTW	1650320126	
	133 mm	136 mm	HSN 200/133-V4A/KTW	1650320136	
	139 mm	141 mm	HSN 200/139-V4A/KTW	1650320146	
	159 mm	163 mm	HSN 200/159-V4A/KTW	1650320156	

Press seals for pipes
Standard press seal HSD - sealing width 40 mm

Application:

- standing seepage water, pressing water
- waterproof concrete stress class 1

Features:

- absolutely gas- und watertight
- various material combinations possible according to customers' requirements
- available ex stock
- integrated visual and tactile torque control
- easy to install
- can be split on-site for subsequent installation up to 200 mm diameter
- > diameter 250 mm in split version
- u-profile ensures maximum stability of pressure plates

Technical data:

- sealing width 40 mm
- stainless steel V2A (AISI 304L) and V4A (AISI 316L)
- EPDM, NBR and rubber with KTW (drinking water) approval available
- for core drillings/wall sleeves up to 500 mm diameter
- pipe sizes 32 – 450 mm diameter

HSD-G 200/160
drain pipe SML

HSD-G 500/429

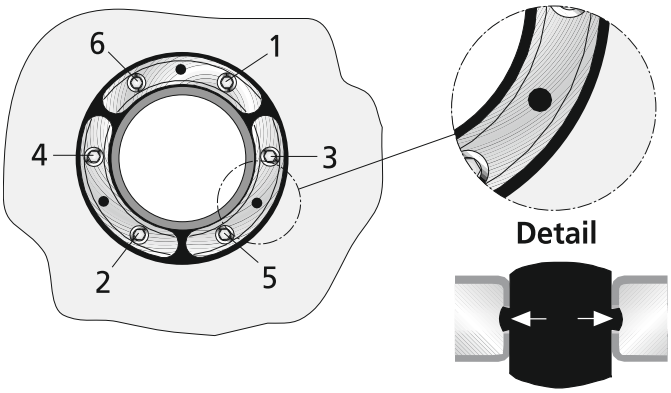

Detailed view - HSD
torque control, screws should be tightened in above shown order

Installation movie

Press seals for pipes

Standard press seal HSD - sealing width 40 mm, EPDM with stainless steel V2A (AISI 304L)

Standard press seal HSD

Core drilling/ wall sleeve ID	Suitable for media pipe diameter OD from	to	Sealing width 40 mm Article code	Article number	Picture
100 mm	32 mm	34 mm	HSD 100/32-V2A/EPDM	1650010032	
	40 mm	43 mm	HSD 100/40-V2A/EPDM	1650010040	
	48 mm	51 mm	HSD 100/48-V2A/EPDM	1650010048	
	60 mm	63,5 mm	HSD 100/60-V2A/EPDM	1650010060	
125 mm	60 mm	63,5 mm	HSD 125/60-V2A/EPDM	1650012060	
	75 mm	77 mm	HSD 125/75-V2A/EPDM	1650012075	
	78 mm	81 mm	HSD 125/78-V2A/EPDM	1650012085	
150 mm	78 mm	81 mm	HSD 150/78-V2A/EPDM	1650015078	
	88 mm	92 mm	HSD 150/88-V2A/EPDM	1650015088	
	110 mm	113 mm	HSD 150/110-V2A/EPDM	1650015110	
200 mm	110 mm	113 mm	HSD 200/110-V2A/EPDM	1650020100	
	114 mm	119 mm	HSD 200/114-V2A/EPDM	1650020110	
	125 mm	128 mm	HSD 200/125-V2A/EPDM	1650020120	
	133 mm	136 mm	HSD 200/133-V2A/EPDM	1650020130	
	139 mm	141 mm	HSD 200/139-V2A/EPDM	1650020140	
	159 mm	163 mm	HSD 200/159-V2A/EPDM	1650020150	
250 mm	159 mm	163 mm	HSD-G 250/159-V2A/EPDM	1650025150	
	168 mm	171 mm	HSD-G 250/168-V2A/EPDM	1650025160	
	177 mm	181 mm	HSD-G 250/177-V2A/EPDM	1650025170	
	200 mm	201 mm	HSD-G 250/200-V2A/EPDM	1650025200	
	210 mm	211 mm	HSD-G 250/210-V2A/EPDM	1650025210	
300 mm	198 mm	202 mm	HSD-G 300/200-V2A/EPDM	1650030200	
	208 mm	212 mm	HSD-G 300/210-V2A/EPDM	1650030210	
	217 mm	221 mm	HSD-G 300/219-V2A/EPDM	1650030220	
	223 mm	227 mm	HSD-G 300/225-V2A/EPDM	1650030230	
	248 mm	252 mm	HSD-G 300/250-V2A/EPDM	1650030250	
400 mm	273 mm	276 mm	HSD-G 400/273-V2A/EPDM	1650040270	
	277 mm	282 mm	HSD-G 400/277-V2A/EPDM	1650040280	
	315 mm	321 mm	HSD-G 400/315-V2A/EPDM	1650040310	
	324 mm	328 mm	HSD-G 400/324-V2A/EPDM	1650040320	
500 mm	398 mm	402 mm	HSD-G 500/400-V2A/EPDM	1650050400	
	427 mm	431 mm	HSD-G 500/429-V2A/EPDM	1650050430	
	448 mm	452 mm	HSD-G 500/450-V2A/EPDM	1650050450	

Press seals for pipes

Standard press seal HSD - sealing width 40 mm, EPDM with stainless steel with V4A (AISI 316L)

Standard press seal HSD

Core drilling/ wall sleeve ID	Suitable for media pipe diameter OD from	to	Sealing width 40 mm Article code	Article number	Picture
100 mm	32 mm	34 mm	HSD 100/32-V4A/EPDM	1650010036	
	40 mm	43 mm	HSD 100/40-V4A/EPDM	1650010044	
	48 mm	51 mm	HSD 100/48-V4A/EPDM	1650010052	
	60 mm	63,5 mm	HSD 100/60-V4A/EPDM	1650010064	
125 mm	60 mm	63,5 mm	HSD 125/60-V4A/EPDM	1650012064	
	75 mm	77 mm	HSD 125/75-V4A/EPDM	1650012079	
	78 mm	81 mm	HSD 125/78-V4A/EPDM	1650012089	
150 mm	78 mm	81 mm	HSD 150/78-V4A/EPDM	1650015082	
	88 mm	92 mm	HSD 150/88-V4A/EPDM	1650015092	
	110 mm	113 mm	HSD 150/110-V4A/EPDM	1650015113	
200 mm	110 mm	113 mm	HSD 200/110-V4A/EPDM	1650020104	
	114 mm	119 mm	HSD 200/114-V4A/EPDM	1650020114	
	125 mm	128 mm	HSD 200/125-V4A/EPDM	1650020124	
	133 mm	136 mm	HSD 200/133-V4A/EPDM	1650020134	
	139 mm	141 mm	HSD 200/139-V4A/EPDM	1650020144	
	159 mm	163 mm	HSD 200/159-V4A/EPDM	1650020154	
250 mm	159 mm	163 mm	HSD-G 250/159-V4A/EPDM	1650025154	
	168 mm	171 mm	HSD-G 250/168-V4A/EPDM	1650025164	
	177 mm	181 mm	HSD-G 250/177-V4A/EPDM	1650025174	
	200 mm	201 mm	HSD-G 250/200-V4A/EPDM	1650025204	
	210 mm	211 mm	HSD-G 250/210-V4A/EPDM	1650025214	
300 mm	198 mm	202 mm	HSD-G 300/200-V4A/EPDM	1650030204	
	208 mm	212 mm	HSD-G 300/210-V4A/EPDM	1650030214	
	217 mm	221 mm	HSD-G 300/219-V4A/EPDM	1650030224	
	223 mm	227 mm	HSD-G 300/225-V4A/EPDM	1650030234	
	248 mm	252 mm	HSD-G 300/250-V4A/EPDM	1650030254	
400 mm	273 mm	276 mm	HSD-G 400/273-V4A/EPDM	1650040274	
	277 mm	282 mm	HSD-G 400/277-V4A/EPDM	1650040284	
	315 mm	321 mm	HSD-G 400/315-V4A/EPDM	1650040314	
	324 mm	328 mm	HSD-G 400/324-V4A/EPDM	1650040324	
500 mm	398 mm	402 mm	HSD-G 500/400-V4A/EPDM	1650050404	
	427 mm	431 mm	HSD-G 500/429-V4A/EPDM	1650050434	
	448 mm	452 mm	HSD-G 500/450-V4A/EPDM	1650050454	

Press seals for pipes

Standard press seal HSD - sealing width 40 mm, NBR with stainless steel V2A (AISI 304L)

Standard press seal HSD

Core drilling/ wall sleeve ID	Suitable for media pipe diameter OD from	to	Sealing width 40 mm Article code	Article number	Picture
100 mm	32 mm	34 mm	HSD 100/32-V2A/NBR	1650010033	
	40 mm	43 mm	HSD 100/40-V2A/NBR	1650010041	
	48 mm	51 mm	HSD 100/48-V2A/NBR	1650010049	
	60 mm	63,5 mm	HSD 100/60-V2A/NBR	1650010061	
125 mm	60 mm	63,5 mm	HSD 125/60-V2A/NBR	1650012061	
	75 mm	77 mm	HSD 125/75-V2A/NBR	1650012076	
	78 mm	81 mm	HSD 125/78-V2A/NBR	1650012086	
150 mm	78 mm	81 mm	HSD 150/78-V2A/NBR	1650015079	
	88 mm	92 mm	HSD 150/88-V2A/NBR	1650015089	
	110 mm	113 mm	HSD 150/110-V2A/NBR	1650015111	
200 mm	110 mm	113 mm	HSD 200/110-V2A/NBR	1650020101	
	114 mm	119 mm	HSD 200/114-V2A/NBR	1650020111	
	125 mm	128 mm	HSD 200/125-V2A/NBR	1650020121	
	133 mm	136 mm	HSD 200/133-V2A/NBR	1650020131	
	139 mm	141 mm	HSD 200/139-V2A/NBR	1650020141	
	159 mm	163 mm	HSD 200/159-V2A/NBR	1650020151	
250 mm	159 mm	163 mm	HSD-G 250/159-V2A/NBR	1650025151	
	168 mm	171 mm	HSD-G 250/168-V2A/NBR	1650025161	
	177 mm	181 mm	HSD-G 250/177-V2A/NBR	1650025171	
	200 mm	201 mm	HSD-G 250/200-V2A/NBR	1650025201	
	210 mm	211 mm	HSD-G 250/210-V2A/NBR	1650025211	
300 mm	198 mm	202 mm	HSD-G 300/200-V2A/NBR	1650030201	
	208 mm	212 mm	HSD-G 300/210-V2A/NBR	1650030211	
	217 mm	221 mm	HSD-G 300/219-V2A/NBR	1650030221	
	223 mm	227 mm	HSD-G 300/225-V2A/NBR	1650030231	
	248 mm	252 mm	HSD-G 300/250-V2A/NBR	1650030251	
400 mm	273 mm	276 mm	HSD-G 400/273-V2A/NBR	1650040271	
	277 mm	282 mm	HSD-G 400/277-V2A/NBR	1650040281	
	315 mm	321 mm	HSD-G 400/315-V2A/NBR	1650040311	
	324 mm	328 mm	HSD-G 400/324-V2A/NBR	1650040321	
500 mm	398 mm	402 mm	HSD-G 500/400-V2A/NBR	1650050401	
	427 mm	431 mm	HSD-G 500/429-V2A/NBR	1650050431	
	448 mm	452 mm	HSD-G 500/450-V2A/NBR	1650050451	

Press seals for pipes

Standard press seal HSD - sealing width 40 mm, NBR with stainless steel V4A (AISI 316L)

Standard press seal HSD

Core drilling/ wall sleeve ID	Suitable for media pipe diameter OD from	to	Sealing width 40 mm Article code	Article number	Picture
100 mm	32 mm	34 mm	HSD 100/32-V4A/NBR	1650010037	
	40 mm	43 mm	HSD 100/40-V4A/NBR	1650010045	
	48 mm	51 mm	HSD 100/48-V4A/NBR	1650010053	
	60 mm	63,5 mm	HSD 100/60-V4A/NBR	1650010065	
125 mm	60 mm	63,5 mm	HSD 125/60-V4A/NBR	1650012065	
	75 mm	77 mm	HSD 125/75-V4A/NBR	1650012080	
	78 mm	81 mm	HSD 125/78-V4A/NBR	1650012090	
150 mm	78 mm	81 mm	HSD 150/78-V4A/NBR	1650015083	
	88 mm	92 mm	HSD 150/88-V4A/NBR	1650015093	
	110 mm	113 mm	HSD 150/110-V4A/NBR	1650015114	
200 mm	110 mm	113 mm	HSD 200/110-V4A/NBR	1650020105	
	114 mm	119 mm	HSD 200/114-V4A/NBR	1650020115	
	125 mm	128 mm	HSD 200/125-V4A/NBR	1650020125	
	133 mm	136 mm	HSD 200/133-V4A/NBR	1650020135	
	139 mm	141 mm	HSD 200/139-V4A/NBR	1650020145	
	159 mm	163 mm	HSD 200/159-V4A/NBR	1650020155	
250 mm	159 mm	163 mm	HSD-G 250/159-V4A/NBR	1650025155	
	168 mm	171 mm	HSD-G 250/168-V4A/NBR	1650025165	
	177 mm	181 mm	HSD-G 250/177-V4A/NBR	1650025175	
	200 mm	201 mm	HSD-G 250/200-V4A/NBR	1650025205	
	210 mm	211 mm	HSD-G 250/210-V4A/NBR	1650025215	
300 mm	198 mm	202 mm	HSD-G 300/200-V4A/NBR	1650030205	
	208 mm	212 mm	HSD-G 300/210-V4A/NBR	1650030215	
	217 mm	221 mm	HSD-G 300/219-V4A/NBR	1650030225	
	223 mm	227 mm	HSD-G 300/225-V4A/NBR	1650030235	
	248 mm	252 mm	HSD-G 300/250-V4A/NBR	1650030255	
400 mm	273 mm	276 mm	HSD-G 400/273-V4A/NBR	1650040275	
	277 mm	282 mm	HSD-G 400/277-V4A/NBR	1650040285	
	315 mm	321 mm	HSD-G 400/315-V4A/NBR	1650040315	
	324 mm	328 mm	HSD-G 400/324-V4A/NBR	1650040325	
500 mm	398 mm	402 mm	HSD-G 500/400-V4A/NBR	1650050405	
	427 mm	431 mm	HSD-G 500/429-V4A/NBR	1650050435	
	448 mm	452 mm	HSD-G 500/450-V4A/NBR	1650050455	

Press seals for pipes

Standard press seal HSD - sealing width 40 mm, KTW (drinking water) with stainless steel V2A (AISI 304L)

Standard press seal HSD

Core drilling/ wall sleeve ID	Suitable for media pipe diameter OD from	to	Sealing width 40 mm Article code	Article number	Picture
100 mm	32 mm	34 mm	HSD 100/32-V2A/KTW	1650010034	
	40 mm	43 mm	HSD 100/40-V2A/KTW	1650010042	
	48 mm	51 mm	HSD 100/48-V2A/KTW	1650010050	
	60 mm	63,5 mm	HSD 100/60-V2A/KTW	1650010062	
125 mm	60 mm	63,5 mm	HSD 125/60-V2A/KTW	1650012062	
	75 mm	77 mm	HSD 125/75-V2A/KTW	1650012077	
	78 mm	81 mm	HSD 125/78-V2A/KTW	1650012087	
150 mm	78 mm	81 mm	HSD 150/78-V2A/KTW	1650015080	
	88 mm	92 mm	HSD 150/88-V2A/KTW	1650015090	
	110 mm	113 mm	HSD 150/110-V2A/KTW	1650015112	
200 mm	110 mm	113 mm	HSD 200/110-V2A/KTW	1650020102	
	114 mm	119 mm	HSD 200/114-V2A/KTW	1650020112	
	125 mm	128 mm	HSD 200/125-V2A/KTW	1650020122	
	133 mm	136 mm	HSD 200/133-V2A/KTW	1650020132	
	139 mm	141 mm	HSD 200/139-V2A/KTW	1650020142	
	159 mm	163 mm	HSD 200/159-V2A/KTW	1650020152	
250 mm	159 mm	163 mm	HSD-G 250/159-V2A/KTW	1650025152	
	168 mm	171 mm	HSD-G 250/168-V2A/KTW	1650025162	
	177 mm	181 mm	HSD-G 250/177-V2A/KTW	1650025172	
	200 mm	201 mm	HSD-G 250/200-V2A/KTW	1650025202	
	210 mm	211 mm	HSD-G 250/210-V2A/KTW	1650025212	
300 mm	198 mm	202 mm	HSD-G 300/200-V2A/KTW	1650030202	
	208 mm	212 mm	HSD-G 300/210-V2A/KTW	1650030212	
	217 mm	221 mm	HSD-G 300/219-V2A/KTW	1650030222	
	223 mm	227 mm	HSD-G 300/225-V2A/KTW	1650030232	
	248 mm	252 mm	HSD-G 300/250-V2A/KTW	1650030252	
400 mm	273 mm	276 mm	HSD-G 400/273-V2A/KTW	1650040272	
	277 mm	282 mm	HSD-G 400/277-V2A/KTW	1650040282	
	315 mm	321 mm	HSD-G 400/315-V2A/KTW	1650040312	
	324 mm	328 mm	HSD-G 400/324-V2A/KTW	1650040322	
500 mm	398 mm	402 mm	HSD-G 500/400-V2A/KTW	1650050402	
	427 mm	431 mm	HSD-G 500/429-V2A/KTW	1650050432	
	448 mm	452 mm	HSD-G 500/450-V2A/KTW	1650050452	

Press seals for pipes

Standard press seal HSD - sealing width 40 mm, KTW (drinking water) with stainless steel V4A (AISI 316L)

Standard press seal HSD

Core drilling/ wall sleeve ID	Suitable for media pipe diameter OD from	to	Sealing width 40 mm Article code	Article number	Picture
100 mm	32 mm	34 mm	HSD 100/32-V4A/KTW	1650010038	
	40 mm	43 mm	HSD 100/40-V4A/KTW	1650010046	
	48 mm	51 mm	HSD 100/48-V4A/KTW	1650010054	
	60 mm	63,5 mm	HSD 100/60-V4A/KTW	1650010066	
125 mm	60 mm	63,5 mm	HSD 125/60-V4A/KTW	1650012066	
	75 mm	77 mm	HSD 125/75-V4A/KTW	1650012081	
	78 mm	81 mm	HSD 125/78-V4A/KTW	1650012091	
150 mm	78 mm	81 mm	HSD 150/78-V4A/KTW	1650015084	
	88 mm	92 mm	HSD 150/88-V4A/KTW	1650015094	
	110 mm	113 mm	HSD 150/110-V4A/KTW	1650015115	
200 mm	110 mm	113 mm	HSD 200/110-V4A/KTW	1650020106	
	114 mm	119 mm	HSD 200/114-V4A/KTW	1650020116	
	125 mm	128 mm	HSD 200/125-V4A/KTW	1650020126	
	133 mm	136 mm	HSD 200/133-V4A/KTW	1650020136	
	139 mm	141 mm	HSD 200/139-V4A/KTW	1650020146	
	159 mm	163 mm	HSD 200/159-V4A/KTW	1650020156	
250 mm	159 mm	163 mm	HSD-G 250/159-V4A/KTW	1650025156	
	168 mm	171 mm	HSD-G 250/168-V4A/KTW	1650025166	
	177 mm	181 mm	HSD-G 250/177-V4A/KTW	1650025176	
	200 mm	201 mm	HSD-G 250/200-V4A/KTW	1650025206	
	210 mm	211 mm	HSD-G 250/210-V4A/KTW	1650025216	
300 mm	198 mm	202 mm	HSD-G 300/200-V4A/KTW	1650030206	
	208 mm	212 mm	HSD-G 300/210-V4A/KTW	1650030216	
	217 mm	221 mm	HSD-G 300/219-V4A/KTW	1650030226	
	223 mm	227 mm	HSD-G 300/225-V4A/KTW	1650030236	
	248 mm	252 mm	HSD-G 300/250-V4A/KTW	1650030256	
400 mm	273 mm	276 mm	HSD-G 400/273-V4A/KTW	1650040276	
	277 mm	282 mm	HSD-G 400/277-V4A/KTW	1650040286	
	315 mm	321 mm	HSD-G 400/315-V4A/KTW	1650040316	
	324 mm	328 mm	HSD-G 400/324-V4A/KTW	1650040326	
500 mm	398 mm	402 mm	HSD-G 500/400-V4A/KTW	1650050406	
	427 mm	431 mm	HSD-G 500/429-V4A/KTW	1650050436	
	448 mm	452 mm	HSD-G 500/450-V4A/KTW	1650050456	

Press seals for pipes
Standard press seal HSD - the universal press seal for pipes

HSD - NBR with stainless steel V2A (AISI 304L) or V4A (AISI 316L)

Standard press seal HSD material combination NBR and stainless steel V2A (AISI 304L) or V4A (AISI 316L) is used in surroundings where high concentrations of fuel and mineral oil can be expected, e. g. at airports or filling stations. Due to its resistance to methane gas, NBR is ideal for usage in gas storage tanks of biogas plants.

HSD - EPDM with stainless steel V4A (AISI 316L)

Standard press seal HSD material combination EPDM and stainless steel V4A (AISI 316L) is first choice for usage in difficult conditions, e.g. in sewage treatment plants and digestion towers or in fermenters of biogas plants. Whenever the application requires robust EPDM and high-quality stainless steel.

HSD - KTW (drinking water) with stainless steel V2A (AISI 304L) or V4A (AISI 316L)

Thanks to the use of rubber with KTW (drinking water) approval the standard press seal HSD can also be used in containers or buildings that come into contact with drinking water, such as in drinking water treatment plants or pumping stations.



Water reservoir, Krottenbach: Source:
wfw local administration authority for water supplies in the region of Franconia © Herbert Liedl

Press seals for pipes
Standard press seal HSDD - sealing width 80 mm

Application:

- high stress (chemical, thermal), difficult installation conditions
- waterproof concrete stress class 1
- for smooth and slightly corrugated district heating pipes
- for pipes with pressure-sensitive surface
- double wall / element wall

Features:

- absolutely gas- und watertight
- available ex stock
- integrated visual and tactile torque control
- easy to install
- u-profile ensures maximum stability of pressure plates
- sealing width 80 mm thus gentle sealing

Technical data:

- sealing width 80 mm
- stainless steel V2A (AISI 304L)
- EPDM rubber
- for core drillings/wall sleeves up to 500 mm diameter
- pipe sizes 32 – 450 mm diameter

HSDD

HSDD 500/450

Installation movie

Press seals for pipes

Standard press seal HSDD - sealing width 80 mm, EPDM with stainless steel V2A (AISI 304L)

Standard press seal HSDD

Core drilling/ wall sleeve ID	Suitable for media pipe diameter OD from	to	Sealing width 80 mm Article code	Article number	Picture
100 mm	32 mm	34 mm	HSDD 100/32-V2A/EPDM	1600100321	
	40 mm	43 mm	HSDD 100/40-V2A/EPDM	1600100401	
	48 mm	51 mm	HSDD 100/48-V2A/EPDM	1600100481	
	60 mm	63,5 mm	HSDD 100/60-V2A/EPDM	1600100601	
125 mm	60 mm	63,5 mm	HSDD 125/60-V2A/EPDM	1600200601	
	75 mm	77 mm	HSDD 125/75-V2A/EPDM	1600200751	
	78 mm	81 mm	HSDD 125/78-V2A/EPDM	1600200781	
150 mm	78 mm	81 mm	HSDD 150/78-V2A/EPDM	1600300781	
	88 mm	92 mm	HSDD 150/88-V2A/EPDM	1600300881	
	110 mm	113 mm	HSDD 150/110-V2A/EPDM	1600300111	
200 mm	110 mm	113 mm	HSDD 200/110-V2A/EPDM	1600400111	
	114 mm	119 mm	HSDD 200/114-V2A/EPDM	1600400115	
	125 mm	128 mm	HSDD 200/125-V2A/EPDM	1600400126	
	133 mm	136 mm	HSDD 200/133-V2A/EPDM	1600400134	
	139 mm	141 mm	HSDD 200/139-V2A/EPDM	1600400128	
	159 mm	163 mm	HSDD 200/159-V2A/EPDM	1600400127	
250 mm	159 mm	163 mm	HSDD 250/159-V2A/EPDM	1600500203	
	168 mm	171 mm	HSDD 250/168-V2A/EPDM	1600500169	
	177 mm	181 mm	HSDD 250/177-V2A/EPDM	1600500202	
	200 mm	201 mm	HSDD 250/200-V2A/EPDM	1600500201	
	210 mm	211 mm	HSDD 250/210-V2A/EPDM	1600500211	
300 mm	198 mm	202 mm	HSDD 300/200-V2A/EPDM	1600600201	
	208 mm	212 mm	HSDD 300/210-V2A/EPDM	1600600211	
	217 mm	221 mm	HSDD 300/219-V2A/EPDM	1600600220	
	223 mm	227 mm	HSDD 300/225-V2A/EPDM	1600600253	
	248 mm	252 mm	HSDD 300/250-V2A/EPDM	1600600254	
400 mm	273 mm	276 mm	HSDD 400/273-V2A/EPDM	1600700274	
	277 mm	282 mm	HSDD 400/277-V2A/EPDM	1600700326	
	315 mm	321 mm	HSDD 400/315-V2A/EPDM	1600700316	
	324 mm	328 mm	HSDD 400/324-V2A/EPDM	1600700325	
500 mm	398 mm	402 mm	HSDD 500/400-V2A/EPDM	1600800401	
	427 mm	431 mm	HSDD 500/429-V2A/EPDM	1600800430	
	448 mm	452 mm	HSDD 500/450-V2A/EPDM	1600800451	

Press seals for pipes

Standard press seal HSD-C (standard insert with powder-coated press plates) - sealing width 40 mm

Application:

- standing seepage water
- pressing water (in connection with fixed / loose flange, galvanised version)
- waterproof concrete stress class 1

Features:

- absolutely gas- und watertight
- available ex stock
- integrated visual and tactile torque control
- easy to install
- can be split on-site for subsequent installation
- > diameter 250 mm in split version
- u-profile ensures maximum stability of pressure plates

Technical data:

- sealing width 40 mm
- stainless steel V2A (AISI 304L), additional powder-coating to prevent corrosion when used together with galvanised wall sleeves
- EPDM rubber
- for galvanised wall sleeves up to 500 mm diameter
- pipe sizes 32 – 450 mm diameter

HSD-C 200/159 in fixed / loose flange, galvanised version



HSD-C 200/159 in fixed / loose flange, galvanised version



HSD-C 150/110 in fixed / loose flange, galvanised version

Installation movie

Press seals for pipes

Standard press seal HSD-C (standard insert with powder-coated press plates) - sealing width 40 mm

Standard press seal HSD-C

Core drilling/ wall sleeve ID	Suitable for media pipe diameter OD from	to	Sealing width 40 mm Article code	Article number	Picture
100 mm	32 mm	34 mm	HSD-C 100/32 - V2A/EPDM	1610100320	
	40 mm	43 mm	HSD-C 100/40 - V2A/EPDM	1610100400	
	48 mm	51 mm	HSD-C 100/48 - V2A/EPDM	1610100480	
	60 mm	63,5 mm	HSD-C 100/60 - V2A/EPDM	1610100600	
125 mm	60 mm	63,5 mm	HSD-C 125/60 - V2A/EPDM	1610200600	
	75 mm	77 mm	HSD-C 125/75 - V2A/EPDM	1610200750	
	78 mm	81 mm	HSD-C 125/78 - V2A/EPDM	1610200780	
150 mm	78 mm	81 mm	HSD-C 150/78 - V2A/EPDM	1610300780	
	88 mm	92 mm	HSD-C 150/88 - V2A/EPDM	1610300880	
	110 mm	113 mm	HSD-C 150/110 - V2A/EPDM	1610300110	
200 mm	110 mm	113 mm	HSD-C 200/110 - V2A/EPDM	1610400110	
	114 mm	119 mm	HSD-C 200/114 - V2A/EPDM	1610400114	
	125 mm	128 mm	HSD-C 200/125 - V2A/EPDM	1610400125	
	133 mm	136 mm	HSD-C 200/133 - V2A/EPDM	1610400133	
	139 mm	141 mm	HSD-C 200/139 - V2A/EPDM	1610400139	
	159 mm	163 mm	HSD-C 200/159 - V2A/EPDM	1610400159	
250 mm	159 mm	163 mm	HSD-CG 250/159 - V2A/EPDM	1610500159	
	168 mm	171 mm	HSD-CG 250/168 - V2A/EPDM	1610500168	
	177 mm	181 mm	HSD-CG 250/177 - V2A/EPDM	1610500177	
	200 mm	201 mm	HSD-CG 250/200 - V2A/EPDM	1610500200	
	210 mm	211 mm	HSD-CG 250/210 - V2A/EPDM	1610500210	
300 mm	198 mm	202 mm	HSD-CG 300/200 - V2A/EPDM	1610600200	
	208 mm	212 mm	HSD-CG 300/210 - V2A/EPDM	1610600210	
	217 mm	221 mm	HSD-CG 300/219 - V2A/EPDM	1610600219	
	223 mm	227 mm	HSD-CG 300/225 - V2A/EPDM	1610600225	
	248 mm	252 mm	HSD-CG 300/250 - V2A/EPDM	1610600250	
400 mm	273 mm	276 mm	HSD-CG 400/273 - V2A/EPDM	1610700273	
	277 mm	282 mm	HSD-CG 400/277 - V2A/EPDM	1610700277	
	315 mm	321 mm	HSD-CG 400/315 - V2A/EPDM	1610700315	
	324 mm	328 mm	HSD-CG 400/324 - V2A/EPDM	1610700324	
500 mm	398 mm	402 mm	HSD-CG 500/400 - V2A/EPDM	1610800400	
	427 mm	431 mm	HSD-CG 500/429 - V2A/EPDM	1610800429	
	448 mm	452 mm	HSD-CG 500/450 - V2A/EPDM	1610800450	

Other types/variants on request

Press seals for pipes

Individual press seal (closed and split), sealing width 30 mm

Application:

- standing seepage water, pressing water
- waterproof concrete stress class 1

Features:

- absolutely gas- und watertight
- closed or split
- adjustable to the millimetre
- easy to install
- also available with overlapping flange (F) or in eccentric design
- for one or several pipes

Technical data:

- sealing width 30 mm
- stainless steel V2A (AISI 304L) and V4A (AISI 316L)
- EPDM, NBR, Silikon and rubber with KTW (drinking water) approval available
- for core drillings/wall sleeves from 50 to 1,500 mm diameter
- pipe sizes up to 1,400 mm diameter

HRD 700-1-1/600
closed sealing insert

HRD 250-1G-1/210
main water supply

HRD 100-1-0
blind seal



HRD 156-1G-1/76-ex-22

HRD 150-1GF-1/110

Installation instructions

Press seals for pipes

Individual press seal (closed and split), sealing width 30 mm, EPDM with stainless steel V2A (AISI 304L)

Individual press seal closed

Core drilling/ wall sleeve ID	Optimal application range diameter	Max. possible application range diameter	Closed version Article code	Article number	Picture
50 mm	0 – 25 mm	0 – 26 mm	**HRD 50-1-1/d**	–	
60 mm	0 – 32 mm	0 – 36 mm	**HRD 60-1-1/d**	–	
70 mm	0 – 40 mm	0 – 46 mm	**HRD 70-1-1/d**	–	
80 mm	0 – 50 mm	0 – 56 mm	**HRD 80-1-1/d**	–	
100 mm	0 – 63 mm	0 – 76 mm	**HRD 100-1-1/d**	–	
125 mm	63 – 90 mm	0 – 101 mm	**HRD 125-1-1/d**	–	
150 mm	90 – 112 mm	0 – 125 mm	**HRD 150-1-1/d**	–	
200 mm	110 – 162 mm	0 – 171 mm	**HRD 200-1-1/d**	–	
250 mm	160 – 210 mm	0 – 214 mm	**HRD 250-1-1/d**	–	
300 mm	200 – 225 mm	0 – 250 mm	**HRD 300-1-1/d**	–	
350 mm	225 – 270 mm	0 – 310 mm	**HRD 350-1-1/d**	–	
400 mm	270 – 320 mm	0 – 350 mm	**HRD 400-1-1/d**	–	
450 mm	320 – 370 mm	0 – 400 mm	**HRD 450-1-1/d**	–	
500 mm	370 – 420 mm	0 – 450 mm	**HRD 500-1-1/d**	–	

Non-standard sizes available upon request

d = outer diameter of pipes

Individual press seal split

Core drilling/ wall sleeve ID	Optimal application range diameter	Max. possible application range diameter	Split version Article code	Article number	Picture
50 mm	0 – 25 mm	0 – 26 mm	**HRD 50-1G-1/d**	–	
60 mm	0 – 32 mm	0 – 36 mm	**HRD 60-1G-1/d**	–	
70 mm	0 – 40 mm	0 – 46 mm	**HRD 70-1G-1/d**	–	
80 mm	0 – 50 mm	0 – 56 mm	**HRD 80-1G-1/d**	–	
100 mm	0 – 63 mm	0 – 76 mm	**HRD 100-1G-1/d**	–	
125 mm	63 – 90 mm	0 – 101 mm	**HRD 125-1G-1/d**	–	
150 mm	90 – 112 mm	0 – 125 mm	**HRD 150-1G-1/d**	–	
200 mm	110 – 162 mm	0 – 171 mm	**HRD 200-1G-1/d**	–	
250 mm	160 – 210 mm	0 – 214 mm	**HRD 250-1G-1/d**	–	
300 mm	200 – 225 mm	0 – 250 mm	**HRD 300-1G-1/d**	–	
350 mm	225 – 270 mm	0 – 310 mm	**HRD 350-1G-1/d**	–	
400 mm	270 – 320 mm	0 – 350 mm	**HRD 400-1G-1/d**	–	
450 mm	320 – 370 mm	0 – 400 mm	**HRD 450-1G-1/d**	–	
500 mm	370 – 420 mm	0 – 450 mm	**HRD 500-1G-1/d**	–	

Non-standard sizes available upon request

d = outer diameter of pipes

Other types: blank seal, article code: e.g. HRD 117-1-1/0
split, eccentric seal, article code: e.g. HRD 137-1G-1/45-ex-25
All individual press seal-variants with overlapping flange available.

Press seals for pipes
Individual press seal (closed and split), sealing width 60 mm

Application:

- high stress (chemical, thermal), difficult installation conditions
- waterproof concrete stress class 1

Features:

- absolutely gas- und watertight
- closed or split
- adjustable to the millimetre
- easy to install
- also available with overlapping flange (F) or in eccentric design
- for one or several pipes

Technical data:

- sealing width 60 mm
- stainless steel V2A (AISI 304L) and V4A (AISI 316L)
- solid 5 mm pressure plates
- EPDM, NBR, Silikon and rubber with KTW (drinking water) approval available
- for core drillings/wall sleeves from 25 to 1,500 mm diameter
- pipe sizes up to 1,400 mm diameter

HRD 200-2G-1/110
connection pipe route



HRD 600-2G-1/420 ex 50
(eccentric sealing,
smallest distance 50 mm)

HRD 1400-2-1/1300
non-standard size



HRD 156-2G-1/76-ex-22

HRD 150-2GF-1/110

Installation instructions

Press seals for pipes

Individual press seal (closed and split), sealing width 60 mm, EPDM with stainless steel V2A (AISI 304L)

Individual press seal closed

Core drilling/ wall sleeve ID	Optimal application range diameter	Max. possible application range diameter	Closed version Article code	Article number	Picture
50 mm	0 – 25 mm	0 – 26 mm	**HRD 50-2-1/d**	–	
60 mm	0 – 32 mm	0 – 36 mm	**HRD 60-2-1/d**	–	
70 mm	0 – 40 mm	0 – 46 mm	**HRD 70-2-1/d**	–	
80 mm	0 – 50 mm	0 – 56 mm	**HRD 80-2-1/d**	–	
100 mm	0 – 63 mm	0 – 76 mm	**HRD 100-2-1/d**	–	
125 mm	63 – 90 mm	0 – 101 mm	**HRD 125-2-1/d**	–	
150 mm	90 – 112 mm	0 – 125 mm	**HRD 150-2-1/d**	–	
200 mm	110 – 162 mm	0 – 171 mm	**HRD 200-2-1/d**	–	
250 mm	160 – 210 mm	0 – 214 mm	**HRD 250-2-1/d**	–	
300 mm	200 – 225 mm	0 – 250 mm	**HRD 300-2-1/d**	–	
350 mm	225 – 270 mm	0 – 310 mm	**HRD 350-2-1/d**	–	
400 mm	270 – 320 mm	0 – 350 mm	**HRD 400-2-1/d**	–	
450 mm	320 – 370 mm	0 – 400 mm	**HRD 450-2-1/d**	–	
500 mm	370 – 420 mm	0 – 450 mm	**HRD 500-2-1/d**	–	

Non-standard sizes available upon request

d = outer diameter of pipes

Individual press seal split

Core drilling/ wall sleeve ID	Optimal application range diameter	Max. possible application range diameter	Split version Article code	Article number	Picture
50 mm	0 – 25 mm	0 – 26 mm	**HRD 50-2G-1/d**	–	
60 mm	0 – 32 mm	0 – 36 mm	**HRD 60-2G-1/d**	–	
70 mm	0 – 40 mm	0 – 46 mm	**HRD 70-2G-1/d**	–	
80 mm	0 – 50 mm	0 – 56 mm	**HRD 80-2G-1/d**	–	
100 mm	0 – 63 mm	0 – 76 mm	**HRD 100-2G-1/d**	–	
125 mm	0 – 90 mm	0 – 101 mm	**HRD 125-2G-1/d**	–	
150 mm	90 – 112 mm	0 – 125 mm	**HRD 150-2G-1/d**	–	
200 mm	110 – 162 mm	0 – 171 mm	**HRD 200-2G-1/d**	–	
250 mm	160 – 210 mm	0 – 214 mm	**HRD 250-2G-1/d**	–	
300 mm	200 – 225 mm	0 – 250 mm	**HRD 300-2G-1/d**	–	
350 mm	225 – 270 mm	0 – 310 mm	**HRD 350-2G-1/d**	–	
400 mm	270 – 320 mm	0 – 350 mm	**HRD 400-2G-1/d**	–	
450 mm	320 – 370 mm	0 – 400 mm	**HRD 450-2G-1/d**	–	
500 mm	370 – 420 mm	0 – 450 mm	**HRD 500-2G-1/d**	–	

Non-standard sizes available upon request

d = outer diameter of pipes

Other types: blank seal, article code: e.g. HRD 117-2-1/0
split, eccentric seal, article code: e.g. HRD 137-2G-1/45-ex-25
All individual press seal-variants with overlapping flange available.

Press seals for pipes
ADS – sealing set for corrugated pipes

Application:

- standing seepage water, pressing water
- waterproof concrete stress class 1
- for corrugated pipes

Features:

- absolutely gas- und watertight
- integrated visual and tactile torque control
- gentle sealing - uniform contact pressure
- patented clip rings for stabilisation of the pipe
- no penetration of the sealing rubber into the pipe grooves
- insulation ring centers the corrugated pipe within the core drilling and optically closes the drilling on the inside of the building

Technical data:

- sealing width 40 respectively 80 mm
- stainless steel V2A (AISI 304L)
- EPDM rubber
- for core drillings/wall sleeves up to 500 mm diameter
- pipe sizes 63 – 450 mm diameter

ADS 200/125
e.g. Kabuflex/Fränkische



profile sealing set ADS

view inside of the building (insulation rings)

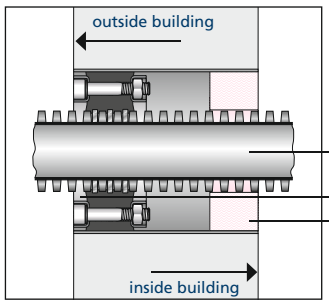

Section drawing
positioning within core drilling

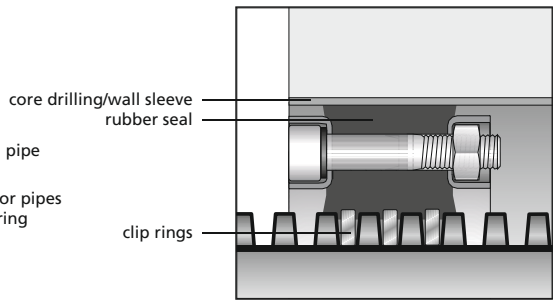

Detailed view
clip ring / sealing

Installation instructions

Press seals for pipes
ADS – sealing set for corrugated pipes

ADS

Core drilling/ wall sleeve ID	Article code	Article number	Picture
100 mm	ADS 100/63 – pipe brand/pipe manufacturer	–	
125 mm	ADS 125/63 – pipe brand/pipe manufacturer	–	
	ADS 125/75 – pipe brand/pipe manufacturer	–	
150 mm	ADS 150/75 – pipe brand/pipe manufacturer	–	
	ADS 150/90 – pipe brand/pipe manufacturer	–	
	ADS 150/110 – pipe brand/pipe manufacturer	–	
200 mm	ADS 200/110 – pipe brand/pipe manufacturer	–	
	ADS 200/125 – pipe brand/pipe manufacturer	–	
	ADS 200/145 – pipe brand/pipe manufacturer	–	
	ADS 200/160 – pipe brand/pipe manufacturer	–	
250 mm	ADS 250/160 – pipe brand/pipe manufacturer	–	
	ADS 250/175 – pipe brand/pipe manufacturer	–	
	ADS 250/200 – pipe brand/pipe manufacturer	–	

Other sizes on request

Press seals for pipes

ADM - compensating attachable duct sleeve – standard solution for district heating house connection

Application:

- non-standing seepage water
- waterproof concrete stress class 1

Features:

- absolutely gas- und watertight
- one component for three respectively five different pipe diameters
- compensation of radial and axial movements
- flexible connection of pipes to core drilling
- fixings made of stainless steel for installation on outside of building included
- satisfies requirements according to DIN 18195 part 4

Technical data:

- sealing sleeve made of EPDM
- tightening straps made of stainless steel V2A (AISI 304L), 20 mm wide
- wall ring made of stainless steel V2A (AISI 304L)
- segmented ring technology
- center-distance of ADM 150: 340 mm
- center-distance of ADM 200: 390 mm



wall surface prepared with Sikaflex

compensating attachable duct sleeve ADM 200 – 90/110/125/140/160

ADM - compensating attachable duct sleeve – segments

Press seals for pipes

ADM - compensating attachable duct sleeve – standard solution for district heating house connection

ADM

Core drilling/wall sleeve ID max.	Application for medium pipe OD	Article code	Article number	Picture
150 mm	75 – 110 mm	ADM 150 – 75/90/110	1400060150	
200 mm	90 – 160 mm	ADM 200 – 90/110/125/140/160	1400061200	

Accessories

Item	Article code	Article number	Picture
Cartridge of 300 ml colour: grey elastic sealant to optimize wall surface when used with sealing flange	Sikaflex-11 FC	0505071620	

Wall sleeves
Standard wall sleeve ZVR – cement-coated wall sleeve

Application:

- non-standing seepage water, according to DIN 18195 part 4
- waterproof concrete stress class 1
- all wall structures

Features:

- absolutely gas- und watertight
- extremely lightweight plastic component
- homogeneous bond to the building by special coating
- suitable for retrofitting in cutouts or rectangular openings
- ready for installation, supplied with two covers
- break-resistant, inherently stable
- easy on-site adjustment to required wall thickness

Technical data:

- cementitious special coating
- certified by KIWA-Bautest
- wall sleeve ID 80 to 300 mm
- available in any length

cement compound wall sleeve

ZVR 200/300 installed in formwork

ZVR 150/300 and ZVR 200/300 concreted next to HSI 150

Installation instructions

Wall sleeves
Standard wall sleeve ZVR – cement-coated wall sleeve

Standard wall sleeve ZVR

Wall sleeve ID	Pipe		Wall sleeve OD	Article code	Article number	Picture
	Optimal application range pipe OD	Max. possible application range pipe OD				
80 mm	0 – 50 mm	0 – 56 mm	95 mm	**ZVR 80/X**	**1200080XXX ***	
100 mm	0 – 63 mm	0 – 76 mm	115 mm	**ZVR 100/X**	**1200100XXX ***	
125 mm	63 – 90 mm	0 – 101 mm	142 mm	**ZVR 125/X**	**1200125XXX ***	
150 mm	90 – 112 mm	0 – 125 mm	167 mm	**ZVR 150/X**	**1200150XXX ***	
200 mm	110 – 162 mm	0 – 171 mm	219 mm	**ZVR 200/X**	**1200200XXX ***	
250 mm	160 – 210 mm	0 – 214 mm	269 mm	**ZVR 250/X**	**1200250XXX ***	
300 mm	200 – 225 mm	0 – 250 mm	321 mm	**ZVR 300/X**	**1200300XXX ***	

X = wall thickness in mm

* Please complete article number respectively:
XXX = wall thickness in mm
standard length: 200, 240, 250, 300, 365, 400, 500 mm

In lengths exceeding 500 mm both ends of the cement compound wall sleeve are coated at a width of 250 mm.

Wall sleeves
Standard wall sleeve FZR – fibre cement wall sleeve

Application:

- non-standing seepage water, according to DIN 18195 part 4
- waterproof concrete stress class 1
- all wall structures

Features:

- asbestos -free
- corrosion-proof
- non-flammable
- electrically non-conductive
- perfect connection to concrete

Technical data:

- wall sleeve ID between 80 and 1,400 mm
- grooved surface for a tight and force-locked connection to the building
- available for wall thicknesses up to 1,200 mm

axial external grooves to ensure tightness

FZR 400/300 installation in sewage plant

FZR 100/240 sealing pipe route

Installation instructions

Wall sleeves
Standard wall sleeve FZR – fibre cement wall sleeve

Standard wall sleeve FZR

Wall sleeve ID	Wall sleeve OD	Pipe		Article code	Article number	Picture
		Optimal application range pipe OD	Max. possible application range pipe OD			
80 mm	≤ 140 mm	0 – 50 mm	0 – 56 mm	**FZR 80/X**	1800080XXX *	
100 mm	≤ 160 mm	0 – 63 mm	0 – 76 mm	**FZR 100/X**	1800100XXX *	
125 mm	≤ 165 mm	63 – 90 mm	0 – 101 mm	**FZR 125/X**	1800125XXX *	
150 mm	≤ 187 mm	90 – 112 mm	0 – 125 mm	**FZR 150/X**	1800150XXX *	
200 mm	≤ 238 mm	110 – 162 mm	0 – 171 mm	**FZR 200/X**	1800200XXX *	
250 mm	≤ 293 mm	160 – 210 mm	0 – 214 mm	**FZR 250/X**	1800250XXX *	
300 mm	≤ 347 mm	200 – 225 mm	0 – 250 mm	**FZR 300/X**	1800300XXX *	
350 mm	≤ 414 mm	225 – 270 mm	0 – 310 mm	**FZR 350/X**	1800350XXX *	
400 mm	≤ 464 mm	270 – 320 mm	0 – 350 mm	**FZR 400/X**	1800400XXX *	
450 mm	≤ 514 mm	320 – 370 mm	0 – 400 mm	**FZR 450/X**	1800450XXX *	
500 mm	≤ 570 mm	370 – 420 mm	0 – 450 mm	**FZR 500/X**	1800500XXX *	
600 mm	≤ 673 mm	420 – 520 mm	0 – 550 mm	**FZR 600/X**	1800600XXX *	
700 mm	≤ 787 mm	520 – 620 mm	0 – 650 mm	**FZR 700/X**	1800700XXX *	
800 mm	≤ 894 mm	620 – 720 mm	0 – 750 mm	**FZR 800/X**	1800800XXX *	
900 mm	≤ 1.004 mm	720 – 820 mm	0 – 850 mm	**FZR 900/X**	1800900XXX *	
1.000 mm	≤ 1.114 mm	820 – 920 mm	0 – 950 mm	**FZR 1.000/X**	1801000XXX *	
1.100 mm	≤ 1.226 mm	920 – 1.020 mm	0 – 1.050 mm	**FZR 1.100/X**	1801100XXX *	
1.200 mm	≤ 1.338 mm	1.020 – 1.110 mm	0 – 1.150 mm	**FZR 1.200/X**	1801200XXX *	
1.300 mm	≤ 1.448 mm	1.110 – 1.210 mm	0 – 1.250 mm	**FZR 1.300/X**	1801300XXX *	
1.400 mm	≤ 1.560 mm	1.210 – 1.310 mm	0 – 1.350 mm	**FZR 1.400/X**	1801400XXX *	

X = wall thickness in mm

* Please complete article number respectively:
XXX = wall thickness in mm
standard length: 200, 240, 250, 300, 400, 500 mm

Accessories for FZR

Item	Wall sleeve ID	Article code	Article number	Picture
Formwork auxiliary for fibre cement wall sleeves 2 pieces	80 mm	**FZR-SH 80**	1803000080	
	100 mm	**FZR-SH 100**	1803000100	
	125 mm	**FZR-SH 125**	1803000125	
	150 mm	**FZR-SH 150**	1803000150	
	200 mm	**FZR-SH 200**	1803000200	

Wall sleeves
Standard wall sleeve FZR-G – split fibre cement wall sleeve

Einsatz:

- non-standing seepage water, according to DIN 18195 part 4
- waterproof concrete stress class 1
- all wall structures

Features:

- split design, suited for subsequent sealing of pipes and cables that have already been installed
- asbestos -free
- corrosion-proof
- non-flammable
- electrically non-conductive

Technical data:

- wall sleeve ID between 80 and 800 mm
- grooved surface for a tight and force-locked connection to the building
- available for wall thicknesses up to 1,200 mm

FZR-G 350/300 with filler of installation set Z-FZR-G

FZR-G 350/300 installation

FZR-G 150/350 refurbishment within brick-built wall

Wall sleeves
Standard wall sleeve FZR-G – split fibre cement wall sleeve

Standard wall sleeve FZR-G

Wall sleeve ID	Wall sleeve OD	Pipe		Article code	Article number	Picture
		Optimal application range pipe OD	Max. possible application range pipe OD			
80 mm	≤ 120 mm	0 – 50 mm	0 – 56 mm	**FZR-G 80/X**	**1802080XXX ***	
100 mm	≤ 140 mm	0 – 63 mm	0 – 76 mm	**FZR-G 100/X**	**1802100XXX ***	
125 mm	≤ 165 mm	63 – 90 mm	0 – 101 mm	**FZR-G 125/X**	**1802125XXX ***	
150 mm	≤ 190 mm	90 – 112 mm	0 – 125 mm	**FZR-G 150/X**	**1802150XXX ***	
200 mm	≤ 250 mm	110 – 162 mm	0 – 171 mm	**FZR-G 200/X**	**1802200XXX ***	
250 mm	≤ 300 mm	160 – 210 mm	0 – 214 mm	**FZR-G 250/X**	**1802250XXX ***	
300 mm	≤ 350 mm	200 – 225 mm	0 – 250 mm	**FZR-G 300/X**	**1802300XXX ***	
350 mm	≤ 400 mm	225 – 270 mm	0 – 310 mm	**FZR-G 350/X**	**1802350XXX ***	
400 mm	≤ 460 mm	270 – 320 mm	0 – 350 mm	**FZR-G 400/X**	**1802400XXX ***	
450 mm	≤ 510 mm	320 – 370 mm	0 – 400 mm	**FZR-G 450/X**	**1802450XXX ***	
500 mm	≤ 570 mm	370 – 420 mm	0 – 450 mm	**FZR-G 500/X**	**1802500XXX ***	
600 mm	≤ 670 mm	420 – 520 mm	0 – 550 mm	**FZR-G 600/X**	**1802600XXX ***	
700 mm	≤ 780 mm	520 – 620 mm	0 – 650 mm	**FZR-G 700/X**	**1802700XXX ***	
800 mm	≤ 880 mm	620 – 720 mm	0 – 750 mm	**FZR-G 800/X**	**1802800XXX ***	

X = wall thickness in mm

* Please complete article number respectively:
XXX = wall thickness in mm
standard length: 200, 240, 250, 300, 400, 500 mm

Required accessories for 3 FZR-G

Item	Article code	Article number	Picture
Installation set for FZR-G content: 1 **kg filler, epoxy-resin based,** distance pieces and latex gloves consumption: **approx. 65 g filler per 100 mm surface**	**Z-FZR-G**	**1803000000**	

Wall sleeves

Fixed / loose flange wall sleeve (for concreting) – for buildings with waterproofing membranes / thick coatings

Application:

- standing seepage water, pressing water, according to DIN 18195 part 6

Features:

- absolutely gas- und watertight
- fixed / loose flange according to DIN 18195 part 9
- break-resistant
- easily adjustable to wall thickness due to wall sleeve made of plastic

Technical data:

- fixed / loose flange, galvanised steel (vz), also available in stainless steel V2A (AISI 304L) and V4A (AISI 316L)
- Ø 100, 150 and 200 mm wall sleeve made of plastic, other Ø wall sleeve made of galvanized steel
- available for wall thickness up to 500 mm
- recommended sealing for galvanised version: standard press seal HSD-C (powder-coated)



HRD 300-FUF/300-vz with standard press seal HSD-C (powder-coated)

HRD 300-FUF/300 stainless steel design with connection to PMBC by fleece inlay, see page 37

accessories HSD-C see page 21

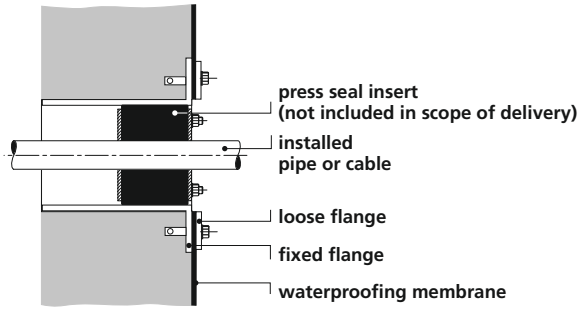

Sectional view

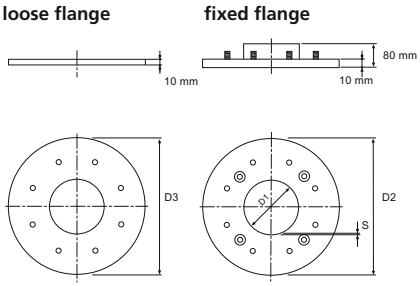

Dimensions

Wall sleeves

Fixed / loose flange wall sleeve (for concreting) – for buildings with waterproofing membranes / thick coatings („black tank“)

Fixed / loose flange wall sleeve (for concreting)

Wall sleeve ID D1	Fixed flange OD D2	Loose flange OD D3	Pipe		Article code	Article number	Picture
			Optimal application range pipe OD	Max. possible application range pipe OD			
80 mm	405 mm	395 mm	0 – 50 mm	0 – 56 mm	HRD 80-FUF/X-VZ	2500420080	
100 mm	425 mm	415 mm	0 – 63 mm	0 – 76 mm	HRD 100-FUF/X-VZ	2500420100	
125 mm	450 mm	440 mm	63 – 90 mm	0 – 101 mm	HRD 125-FUF/X-VZ	2500420125	
150 mm	475 mm	465 mm	90 – 112 mm	0 – 125 mm	HRD 150-FUF/X-VZ	2500420150	
200 mm	528 mm	518 mm	110 – 162 mm	0 – 171 mm	HRD 200-FUF/X-VZ	2500420200	
250 mm*	578 mm	568 mm	160 – 210 mm	0 – 214 mm	HRD 250-FUF/X-VZ	2500420250	
300 mm*	630 mm	620 mm	200 – 225 mm	0 – 250 mm	HRD 300-FUF/X-VZ	2500420300	
350 mm*	680 mm	670 mm	225 – 270 mm	0 – 310 mm	HRD 350-FUF/X-VZ	2500420350	
400 mm*	730 mm	720 mm	270 – 320 mm	0 – 350 mm	HRD 400-FUF/X-VZ	2500420400	
500 mm*	830 mm	820 mm	370 – 420 mm	0 – 450 mm	HRD 500-FUF/X-VZ	2500420500	

* the loose flange is supplied in split design

X = wall thickness in mm max. 500 mm

Accessories for fixed / loose flange

	Inlay made of EPDM (2 mm)	Inlay made of EPDM (6 mm)	Inlay made of Silicone (3 mm)	Inlay set PMBC (polymer modified bituminous thick coatings)	Picture
	Article code Z-(D) FUF(A) 2 mm scope of delivery: 2 pcs.	Article code Z-(D) FUF(A) 6 mm scope of delivery: 2 pcs.	Article code Z-(D) FUF(A) 3 mm silicone scope of delivery: 2 pcs.	Article code Z-(D) FUF(A) KMB scope of delivery: 1 x fleece + 1 EPDM-Inlay 2 mm, silicone protection covers	
Wall sleeve size D	Article number	Article number	Article number	Article number	
80 mm	2500429080	2500430080	2500430050	Professional connecting solutions for PMBC on request	
100 mm	2500429100	2500430100	2500430052		
125 mm	2500429125	2500430125	2500430054		
150 mm	2500429150	2500430150	2500430056		
200 mm	2500429200	2500430200	2500430058		
250 mm	2500429250	2500430250	2500430060		
300 mm	2500429300	2500430300	2500430062		
350 mm	2500429350	2500430350	2500430064		
400 mm	2500429400	2500430400	2500430066		
500 mm	2500429500	2500430500	2500430070		

Inlays must be chosen upon agreement with the contractor in charge.

Wall sleeves

Fixed / loose flange wall sleeve (for dowelling) – for buildings with waterproofing membranes / thick coatings

Application:

- standing seepage water, pressing water, according to DIN 18195 part 6

Features:

- absolutely gas- und watertight
- for retrofitting using dowels
- fixed / loose flange according to DIN 18195 part 9
- galvanised steel (vz)

Technical data:

- fixed / loose flange, galvanised steel (vz), also available in stainless steel V2A (AISI 304L) and V4A (AISI 316L)
- recommended sealing for galvanised version: standard press seal HSD-C (powder-coated)
- standard upper length 80 mm

HRD 400-FUFA-vz
drainage connection

accessories HSD-C
see page 21

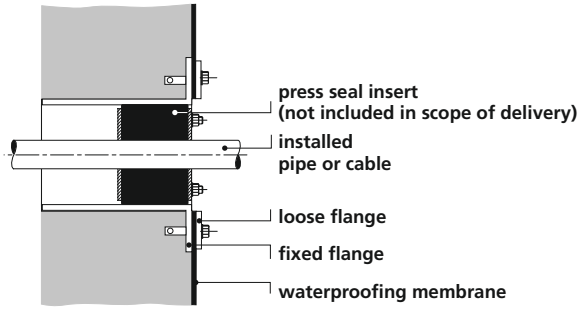

Sectional view

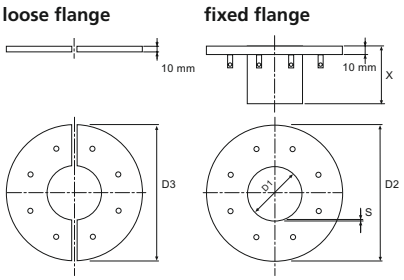

Dimensions

Installation instructions

Wall sleeves

Fixed / loose flange wall sleeve (for dowelling) – for buildings with waterproofing membranes / thick coatings

Fixed / loose flange wall sleeve (for dowelling)

Wall sleeve ID D1	Fixed flange OD D2	Loose flange OD D3	Pipe		Article code	Article number	Picture
			Optimal application range pipe OD	Max. possible application range pipe OD			
100 mm	425 mm	415 mm	0 – 63 mm	0 – 76 mm	HRD 100-FUFA-VZ	2500410100	
150 mm	475 mm	465 mm	90 – 112 mm	0 – 125 mm	HRD 150-FUFA-VZ	2500410150	
200 mm	528 mm	518 mm	110 – 162 mm	0 – 171 mm	HRD 200-FUFA-VZ	2500410200	
250 mm*	578 mm	568 mm	160 – 210 mm	0 – 214 mm	HRD 250-FUFA-VZ	2500410250	
300 mm*	630 mm	620 mm	200 – 225 mm	0 – 250 mm	HRD 300-FUFA-VZ	2500410300	
350 mm*	680 mm	670 mm	225 – 270 mm	0 – 310 mm	HRD 350-FUFA-VZ	2500410350	
400 mm*	730 mm	720 mm	270 – 320 mm	0 – 350 mm	HRD 400-FUFA-VZ	2500410400	
500 mm*	830 mm	820 mm	370 – 420 mm	0 – 450 mm	HRD 500-FUFA-VZ	2500410500	

* the loose flange is supplied in split design

Accessories for fixed / loose flange

	Inlay made of EPDM (2 mm)	Inlay made of EPDM (6 mm)	Inlay made of Silicone (3 mm)	Inlay set PMBC (polymer modified bituminous thick coatings)	Picture
	Article code Z-(D) FUF(A) 2 mm scope of delivery: 2 pcs.	**Article code Z-(D) FUF(A) 6 mm** scope of delivery: 2 pcs.	**Article code Z-(D) FUF(A) 3 mm silicone** scope of delivery: 2 pcs.	**Article code Z-(D) FUF(A) KMB** scope of delivery: 1 x fleece + 1 EPDM-Inlay 2 mm, silicone protection covers	
Wall sleeve size D	**Article number**	**Article number**	**Article number**	**Article number**	
100 mm	2500429100	2500430100	2500430052	Professional connecting solutions for PMBC on request	
150 mm	2500429150	2500430150	2500430056		
200 mm	2500429200	2500430200	2500430058		
250 mm	2500429250	2500430250	2500430060		
300 mm	2500429300	2500430300	2500430062		
350 mm	2500429350	2500430350	2500430064		
400 mm	2500429400	2500430400	2500430066		
500 mm	2500429500	2500430500	2500430070		

Inlays must be chosen upon agreement with the contractor in charge.

Wall sleeves
Special solutions

Special solutions

before **after**

Existing rectangular opening has to be subsequently sealed

Rectangular split flange for several cable penetrations

Slanted core drilling in porous wall

Fixed/loose flange with slanted empty hose connection and surface sealing

Entry of high-voltage cables and cable ducts have to be subsequently sealed in a pit wall

Split fixed/loose flange according to DIN 18195

Wall sleeves
Special solutions

Special solutions

Closed HRD flange
HRD (D)-F

Split multiple HRD flange
HRD (2xD)-FG

Wall sleeve with puddle flange
HRD (D)-FUM



Multiple wall sleeve with puddle flange
HRD (D1 D2)-FUM

Two-level fixed/loose flange
HRD (D)-FUFFA for sealing according
to DIN 18195 part 5

Split sealing insert with covering flange
HRD (D)-GF

General Terms and Conditions of Sale and Delivery

I. Scope of Application
1. The following Terms and Conditions of Sale and Delivery shall apply to all contracts concluded between the buyer and us concerning the sale and delivery of goods. They shall also apply to all future business relations, even if not expressly agreed upon once again. Deviating terms and conditions of the buyer which are not expressly recognised by us shall not be binding upon us, even if we do not expressly object to them. Our Terms and Conditions of Sale and Delivery shall apply even if we carry out the buyer's order unconditionally in the knowledge of contrary or deviating terms and conditions of the buyer.
2. Verbal collateral agreements shall only be binding for us if we have confirmed them in writing. A waiver of the written form requirement must be in writing.
3. The Terms and Conditions of Sale and Delivery shall only apply to entrepreneurs in the sense of Section 14 of the German Civil Code (BGB), legal persons under public law and special funds under public law; it shall not apply to consumers (Section 13 of the BGB).

II. Conclusion of Contract
1. We may accept any order from the buyer which can be qualified as an offer to conclude a purchase contract by sending an order confirmation within two weeks or by shipping the ordered products within the same period.
2. For the purpose of performing a credit check on the buyer, and provided that we have demonstrated a legitimate interest, we shall be entitled to retrieve any address and financial data for the buyer that has been stored, including such data that can be determined on the basis of mathematical and statistical methods, via the companies Bürgel Wirtschaftsinformationen GmbH & Co. KG, Postfach 500166, 22701 Hamburg, Germany; Creditreform, Stuttgarter Str. 35, 73430 Aalen, Germany; and Bisnode D&B Deutschland GmbH, Robert-Bosch-Str. 11, 64293 Darmstadt, Germany. To enable decisions concerning the establishment, execution or termination of the contractual relationship, we shall collect or use probability figures calculated using information including address data.
3. Our offers shall be non-binding and subject to change, unless we have expressly designated them as binding.
4. We hereby reserve the title, copyright and all other property rights to all pictures, calculations, drawings and other documents. The buyer may only pass on such pictures, etc. to third parties with our written approval, irrespective of whether we have identified such pictures, etc. as confidential.

III. Terms and Conditions of Payment - Prices
1. Our prices are ex works and do not include packaging, unless stipulated otherwise in the order confirmation. Our prices do not include the statutory value added tax. We shall disclose the amount of value added tax applicable on the invoice date separately in our invoice.
2. Cash discounts are not permitted unless otherwise agreed in writing between us and the buyer. The purchase price shall be payable without deduction immediately upon receipt of the invoice by the buyer if no other payment term is specified in the order confirmation. A payment shall only be deemed to have been made when we are able to dispose of the amount. In the case of cheque payments, payment shall only be deemed to have been made when the cheque is cleared.
3. If the buyer is in default of payment, the legal regulations shall apply.
4. The buyer shall only be entitled to set-off, even if complaints or counterclaims are being made, if the counterclaims have been determined in a final and legally binding manner, have been acknowledged by us or are undisputed. The buyer shall only be authorised to exercise a right of retention if his/her counterclaim is based on the same contractual relationship. We shall be authorised to exercise a right of retention on all receivables arising from the business relationship with the buyer.

IV. Delivery Time, Performance Time and Delivery Delays
1. Delivery dates or periods which have not expressly been agreed as binding are exclusively non-binding information. The delivery time quoted by us shall only commence when the technical issues have been clarified. Similarly, the buyer is obliged to fulfil all of the obligations to which he is subject, both properly and in a timely manner. We reserve the right to the defence of lack of performance of the contract.
2. In the event of delay, we shall be liable in accordance with the statutory provisions if the buyer is able to justify that he has no further interest in fulfilment of the contract as a result of a delay in delivery for which we are responsible, if we have guaranteed delivery periods or if the delivery delay is based on an intentional or grossly negligent breach of contract for which we, our representatives or our vicarious agents are responsible.
3. In the event that a delivery delay for which we are responsible – and where a fault on the part of our representatives or vicarious agents is to be ascribed to us – is due to a grossly negligent or intentional breach of contract on our part or a slight breach of a fundamental contractual obligation on our part, we shall be liable in accordance with the statutory provisions, with the proviso that in such cases our compensation liability is limited to the foreseeable, typically occurring damage or loss.
4. The buyer's other statutory claims and rights to which he/she is entitled in addition to the compensation claim due to a delivery delay for which we are responsible shall remain unaffected by this. If a culpable breach of a non-fundamental contractual obligation caused by us leads to a delivery delay for the buyer, the compensation claim for this shall be limited to 25% of the delivery value.

V. Transfer of Risk – Dispatch/Packaging
1. Loading and dispatch shall take place without insurance at the buyer's risk, „ex stock" or „ex works", unless otherwise specified in our order confirmation. We shall endeavour to take into account the dispatch type and the dispatch route wishes and interests of the buyer; any additional costs caused by this – even in the case of agreed freight-free delivery – shall be borne by the buyer.
2. We shall not take back transport packaging or any other packaging in accordance with the German Packaging Ordinance; pallets are excluded. The buyer is obligated to take care of the disposal of the packaging at his/her own cost.
3. If the dispatch is delayed at the request of or due to a fault on the part of the buyer, we shall then store the goods at the buyer's cost and risk. In this case, the announcement of readiness for dispatch shall be treated as equivalent to the dispatch.
4. Upon the request and at the cost of the buyer, we shall insure the delivery through a transport insurance policy.
5. We shall be entitled to make partial deliveries and render partial services at any time, provided that this is reasonable for the buyer.

VI. Acceptance
1. The buyer shall undertake to carry out all actions that require acceptance of our delivery. In the event of a culpable breach of this obligation by the buyer, he/she shall be liable to us for any additional expenses; in such cases, we shall also reserve the right to assert further compensation claims.
2. If the buyer's acceptance of the delivery is delayed by more than 14 days, we shall grant, in writing, a grace period of 14 days for the acceptance; at the same time, we shall issue a notification that acceptance will be rejected if this defined period expires without the action having been carried out. Should the buyer allow the defined grace period to elapse without the action having been carried out, we shall be entitled to withdraw from the purchase contract by means of a written declaration, or to demand compensation for non-performance. Should the buyer continue to refuse acceptance, or should he/she become aware that payment of the purchase price will not be possible even if a grace period is granted, there shall be no requirement to grant a grace period.
3. In such cases, we shall be entitled to claim the loss of profits with an amount of 10 % of the agreed purchase price, unless the buyer proves that we incurred a lower dammage. Irrespective of this, we shall be entitled to prove a higher dammage and claim for higher dammages.

VII. Warranty
1. The buyer's claims due to defects only exist if the buyer has duly complied with his/her inspection and complaint obligations in accordance with Section 377 of the German Commercial Code (HGB). If the buyer makes changes to our product, fails to follow our operation, installation and maintenance specifications or does not follow them sufficiently, or uses parts or consumables that have not been approved by us, our warranty obligation shall no longer apply, unless the buyer can prove that the defect concerned is not the result of one of these circumstances. Otherwise, our installation instructions and guarantee conditions shall apply.

2. If there is a defect in the goods for which we are responsible, we shall undertake to effect subsequent performance – excluding the rights of the buyer to withdraw from the contract or to reduce the purchase price (reduction) – unless we are entitled to refuse to effect subsequent performance due to the statutory regulations.
The buyer must grant us a reasonable period of time for the subsequent performance. The subsequent performance may be effected either by removal of the defect (subsequent improvement) or by delivery of new goods. In the case of the removal of a defect, we shall bear the necessary costs provided that these do not increase because the contractual item is at a location other than the place of performance. At our reasonable discretion, we shall be entitled to determine the type of subsequent performance. Any subsequent performance by us shall take place without recognition of a legal obligation, unless the defect has been recognised by us.
If the subsequent performance fails, the buyer may, at his/her discretion, demand a reduction in the purchase price (reduction) or declare his/her withdrawal from the contract. The subsequent improvement shall be deemed to have failed after the second unsuccessful attempt, unless further attempts to achieve an improvement are appropriate and reasonable for the buyer in view of the nature of the contractual item.
Compensation claims according to statutory provisions due to a defect may only be asserted by the buyer if the supplementary performance fails.
The buyer shall not be entitled to demand compensation claims or a reduction in the purchase price in the case of insignificant defects.
3. The claims of the buyer due to defects in the purchased item shall lapse 5 years after delivery of the goods to the buyer if they were used for construction work in accordance with their normal method of utilisation and this has caused their defectiveness. This shall also apply to claims of the buyer for compensation or compensation instead of service, and due to all other damage to the buyer's rights arising from the defect; it shall not, however, apply to damage to the life, limb or health of the buyer, or to cases in which we are responsible for the defect as a result of wilful intent or gross negligence, including on the part of our vicarious agents.

VIII. Liability

1. In the case of wilful intent or gross negligence – including on the part of our representatives or vicarious agents – and in all cases of injury to life, limb or health, we shall be liable in accordance with statutory provisions. In cases of gross negligence, our liability shall be restricted to foreseeable damage that is typical for the contract, unless another of the exceptions listed in sentence 1 or sentence 3 of this paragraph 1 is present at the same time. Otherwise, we shall only be liable in accordance with the German Product Liability Act or as a result of a culpable breach of fundamental contractual obligations (cardinal obligations) or if we have fraudulently concealed the defect or assumed a guarantee for the properties of the purchased item. However, compensation claims for the breach of fundamental contractual obligations shall be restricted to foreseeable damage that is typical for the contract, unless another of the exceptions listed in sentence 1 or sentence 3 of this paragraph 1 is present at the same time.
2. The regulations of the previous paragraph 1 shall apply to all compensation claims (and particularly to compensation in addition to service and compensation instead of service), regardless of the legal basis, particularly when arising as a result of defects, a breach of obligations from the obligatory relationship, or tortious acts. They shall also apply to claims for compensation of wasted expenditure. However, liability for delivery delays shall be determined in accordance with Clause IV. of these Terms and Conditions of Sale and Delivery.
3. Any change to the burden of proof that is to the disadvantage of the buyer is not connected to the previous regulations.

IX. Retention of Title

1. The delivery item shall remain our property up to the point at which all our claims against the buyer arising from the business relationship have been satisfied.
2. The buyer shall be permitted to process or remodel the delivery item („processing"). Processing shall be carried out for us. If, however, the value of the delivery item belonging to us is lower than the value of the goods not belonging to us and/or the processing, we shall acquire co-ownership of the new goods in the proportion that the value (gross invoice value) of the processed delivery item has to the value of the other processed goods and/or the processing at the time when the processing took place. If we do not acquire any ownership of the new goods in accordance with the preceding sentence, we and the buyer shall agree that the buyer shall grant us co-ownership of the new goods in the proportion that the value (gross invoice value) of the delivery item belonging to the buyer has to the other processed goods, at the point when processing took place. The previous sentence shall apply accordingly in the event that the delivery item is inseparably amalgamated or combined with goods not belonging to us. To the extent that we acquire ownership or co-ownership, we shall keep the goods safe for the buyer with the due care and diligence of a prudent businessman.
3. In the event that the delivery item or the new goods are sold, the buyer hereby assigns to us by way of security his/her claims arising from the resale against his/her customer, plus all ancillary rights, without the need for any additional special declarations. The assignment shall apply inclusive of any balance receivables. However, the assignment shall only apply to the amount that corresponds to the price of the delivery item invoiced by us. The share of the receivable assigned to us must be satisfied as a matter of priority.
4. If the buyer combines the delivery item or the new goods with property, he/she shall – without the need for any additional special declarations – also assign his/her receivables to which he/she is entitled as remuneration for the combination, at the amount that corresponds to the price of the delivery item invoiced by us.
5. Until further notice, the buyer shall be entitled to collect receivables assigned to us. The buyer shall immediately forward payments made towards the receivables assigned to us, up to the amount of the secured receivable. If there is a legitimate interest, and particularly in the case of default of payments, suspension of payments, opening of insolvency proceedings, protest of a bill, or substantiated evidence of overindebtedness or impending insolvency of the buyer, we shall be authorised to withdraw the buyer's right of collection. Additionally, following prior warning and with a reasonable deadline adhered to, we may disclose the security assignment, make use of the assigned receivables, and demand disclosure of the security assignment by the buyer to his/her customers.
6. If a justified interest is substantiated, the buyer must provide us with the information necessary to assert his/her rights in respect of his/her customers, and surrender the necessary documents.
7. For the duration that the retention of title is in place, the buyer shall be prohibited from pledging or assignment as security. In the event of seizure, confiscation or other official orders or acts of intervention by third parties, the buyer must notify us immediately. The resale of the delivery item or the new goods is only permitted for resellers in the ordinary course of business, and only under the condition that the proceeds from the delivery item are paid to the buyer. The buyer must also agree with the customer that the customer shall only acquire ownership once this payment is made.
8. If the realisable value of all security rights to which we are entitled exceeds the amount of the secured claims by more than 10%, we shall release a corresponding part of the security rights at the buyer's request. It shall be assumed that the conditions of the previous sentence have been met if the estimated value of the securities to which we are entitled reaches or exceeds 150% of the value of the secured claims. We shall be entitled to choose between the different security rights for release.
9. If the buyer breaches obligations – particularly in respect of default of payment – we shall be authorised, without setting a deadline, to demand surrender of the delivery item or the new goods and/or, with a deadline set if necessary, to withdraw from the contract. The buyer shall undertake to surrender possession. A demand for the surrender of the delivery item/new goods shall not constitute a declaration of withdrawal on our part, unless expressly stated.

X. Legal Venue, Choice of Law, Data Protection

1. Our registered office shall be the place of performance and jurisdiction for deliveries and payments (including actions due to cheques and bills of exchange) and all disputes arising between us and the buyer based on the purchase contracts concluded between us and the buyer. We shall also be entitled, however, to sue the buyer at his/her domicile and/or registered office.
2. The relations between the contracting parties shall be determined exclusively in accordance with the law of the Federal Republic of Germany. The application of international conventions concerning the sale of movable goods and the UN Convention on Contracts for the International Sale of Goods of 11.04.1980 (CISG) are excluded.
3. The execution of contracts concluded between us and the buyer shall take place in compliance with legal provisions such as the German Federal Data Protection Act (BDSG) and the German Telemedia Act (TMG). We shall undertake to work towards compliance with these regulations, including in respect of service providers commissioned by us and vicarious agents employed by us. In this context, we refer to the latest version of the data protection statement published on our homepage at www.hauff-technik.de/datenschutz.html.
4. The German version of the contents of our General Terms and Conditions of Sale and Delivery shall apply exclusively, even if there are versions in other languages.

Version: August 2014

Return Policy

Requirements for return of goods:	
Goods have to be in good order and condition	
Return is accepted maximum within 6 months after date of invoice	
Return deliveries must always be free house (ddp Incoterms 2010) to Hauff-Technik GmbH & Co. KG. The return delivery number must be shown clearly	
Return of goods must be announced in written to Hauff Technik and confirmed by us in written	
Returns can only be dealed with when return file number is indicated	
Individual/tailor made products are non-returnable	
Expenses allowance	
Credit is issued with deduction for handling charges for examination, assembling and re-storage and possible reduced value	
Below listed deductions are only valid for the standard products of the particular article group:	
Single and multiple house entries (without pipes and fittings)	30 %
Membrane injection systems (without epoxy resin)	30 %
Standard press seals for pipes, type HSD in EPDM	30 %
Sealing Set ADS for corrgugated pipes	30 %
Standard press seals for cables type HRD-SG	30 %
HSI 90/HSI150 system covers	30 %
Roof Sealing swan neck	30 %
Earthing points	30 %
No return possible for:	
Tailor made products / length	
Standard press seals type HSD in KTW / NBR / Silicone rubber	
Individual press seals for pipes type HRD	
Package and angular packages of the HSI	
Wall sleeves type ZVR / FZR and foundation pipe type HFR	
Standard wall sleeves / stainless steel wall sleeves	
Hateflex pipes / corrguated pipes	
Article with an expiration date	
Gas and water fittings	

Subject to changes

Your notes

Your notes

Submitted by:

The information in this publication represents our current state of technical knowledge and experience. However, given the multitude of possible influences affecting the processing and use of our products, this information does not exempt processors and users from running their own tests and trials. We will replace any parts that cannot be used due to defective materials. We do not replace parts for defects caused due to transport, storage or faulty installation and the consequences thereof. All information without guarantee.

katalog_rohre_en_150102

Hauff-Technik GmbH & Co. KG
Robert-Bosch-Straße 9
89568 Hermaringen, GERMANY

Tel. +49 7322 1333-0
Fax +49 7322 1333-999

office@hauff-technik.de
www.hauff-technik.de